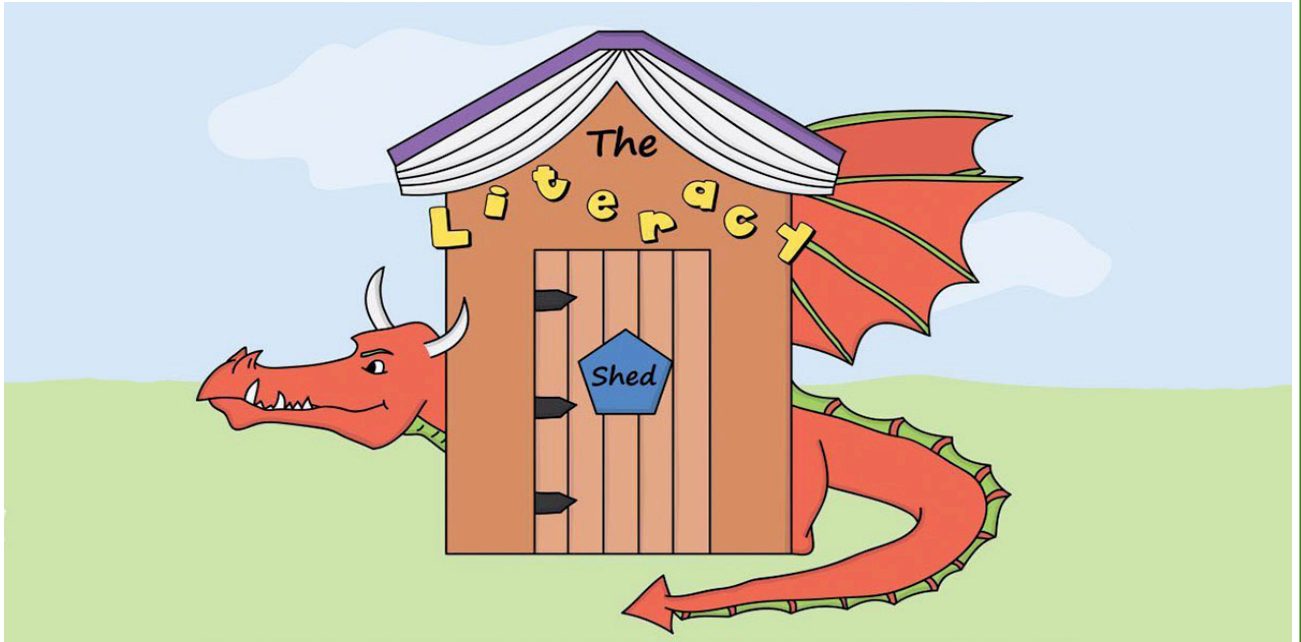


# The Lighthouse



## Activity Pack KS2

This pack contains  
10 mixed activities  
in response to a  
short film clip

# The Lighthouse

## PLEASE NOTE

The Literacy Shed website should ALWAYS be used under the supervision of an adult. There are some clips on the site which are only suitable for use with Year 6 children or KS3. Please ensure that children do not search the website independently.

The activities in this pack are designed to use with the following clip...

<https://www.literacyshed.com/the-lighthouse.html>

Other activities to complete after watching the clip:

- Write a newspaper report about the event. Include interviews with lighthouse keeper, villagers and men from the boat.
- Write some dialogue for the film.
- Write a recount of the events.
- Write a description of the lighthouse on the rocks.
- Research a history of lighthouses.
- Find out about Grace Darling.
- Create a collage of a lighthouse on the rocks.

# The Lighthouse

## Questions to ask:

**Pause the film after 40 seconds when we first see the lighthouse keeper at his desk.**

Why is this scene included in the film?

Can we describe the setting in 3 sentences?

When do you think the story is set?

**Pause the film after the candle blows out.**

Does the lighthouse keeper like his neighbours?

How does the director build the tension in this scene?

What words do you think the lighthouse keeper would use to describe

the people of the village?

What do you think the lighthouse keeper would be saying to himself when the lantern at the top of the lighthouse goes out?

**Pause the film after the lighthouse keeper sees the ship.**

How do you think he feels when he sees the ship?

The lighthouse keeper begins to panic – how can we show through his actions or feelings this sense of panic?

**Pause the film when the lighthouse keeper gets to the bottom of the steps.**

Where do you think he is going?

Do you think the villagers will help him?

Predict what you think will happen in the rest of the film.

Watch the film until the end.

How does the lighthouse keeper feel at the end?

Do you think he feels differently about his neighbours now?

What do you think will happen next time there is a party in the village?

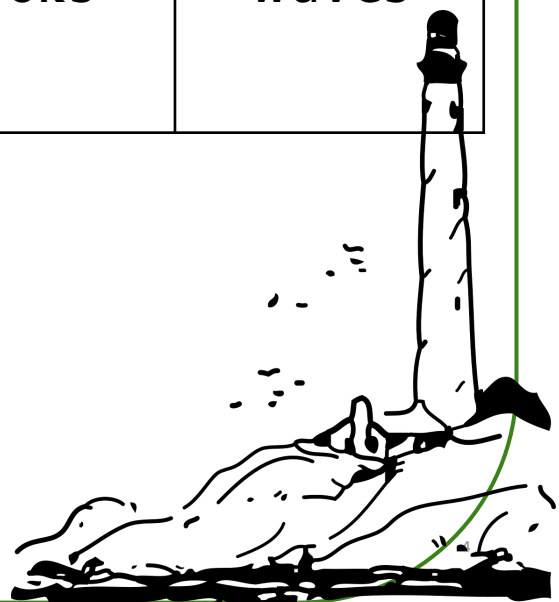
**Note: there are no answers for these discussion questions.**

# The Lighthouse

## Keep Yours Eyes Open

Watch the clip. How many of these things can you spot. Tick them when you see them. You might need to watch the clip more than once.

houses	candle	lighthouse	chair
lantern	glasses	machinery	ship
toolkit	steps	window	rocks
glass	village	handle	hat
scarf	moon	books	waves




# The Lighthouse

## Word Search

Can you find the following words in the word search? Words can read forwards, backwards, up, down, diagonally and can intersect.

houses candle lighthouse chair lantern  
machinery ship toolkit steps rocks glass  
village handle hat scarf moon

C	Y	R	E	N	I	H	C	A	M
A	T	S	C	R	N	O	O	M	P
N	S	C	H	O	U	S	E	S	L
D	P	A	A	C	H	T	A	H	N
L	E	R	I	K	U	S	L	I	R
E	T	F	R	S	S	I	M	P	E
B	S	C	H	A	N	D	L	E	T
T	O	O	L	K	I	T	K	Z	N
Y	E	G	A	L	L	I	V	X	A
E	S	U	O	H	T	H	G	I	L



# The Lighthouse

A diamante poem has 7 lines:

Tiger  
Orange, Black  
Purring, Pouncing, Growling  
Teeth, Tail, Trees, Leaves  
Rustling, Creaking, Groaning  
Dense, Dark  
Jungle

It follows this pattern...

noun 1 (the name of a thing)  
adjective, adjective (describing noun 1)  
verb, verb, verb, (actions linked to noun 1)  
noun, noun (to do with noun 1), noun, noun (to do with noun 2)  
verb, verb verb (actions linked to noun 2)  
adjective, adjective (describing noun 2)  
noun 2 (the name of a thing)

Can you create a diamante poem for the lighthouse and the sea? Use the ideas below to help you and create your poem on the next page.

**Lighthouse:** tall, bold, bright, magnificent, huge, lonely, solitary, remote, striped, guiding, shining, standing, looming, glowing, illuminating, warning, leading, directing, light, tower, lamp, lens, steps, rocks, coast.

**Sea:** choppy, angry, deep, dangerous, turbulent, restless, grey, wild, mighty, cold, raging, surging, swaying, crashing, rushing, engulfing, swallowing, rolling, sweeping, wave, crest, boat, water, breaker, surf, foam.

# The Lighthouse

## Diamante Poem

Now create your diamante poem by using the word on the previous page (or your own) and filling the blank spaces.

Lighthouse

\_\_\_\_\_


\_\_\_\_\_

\_\_\_\_\_


\_\_\_\_\_

\_\_\_\_\_

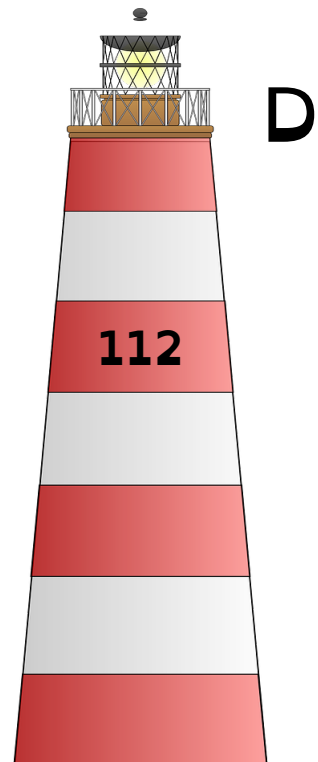
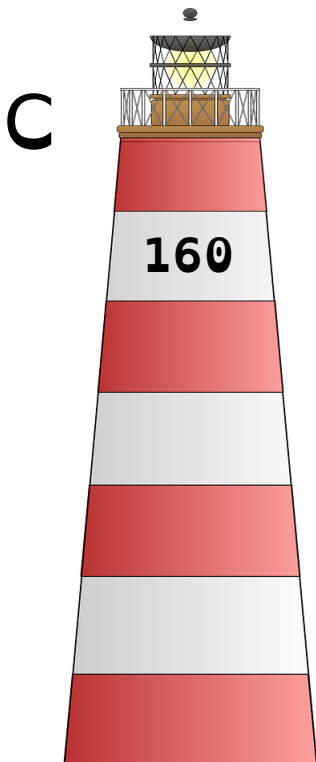

Sea



# Lighthouse Maths



With each 'step' up the lighthouse, the number doubles. Can you fill all of the spaces?





# The Lighthouse


## Lighthouse challenge

The lighthouse keeper painted stripes on the outside of this lighthouse.

Red paint costs £18.00

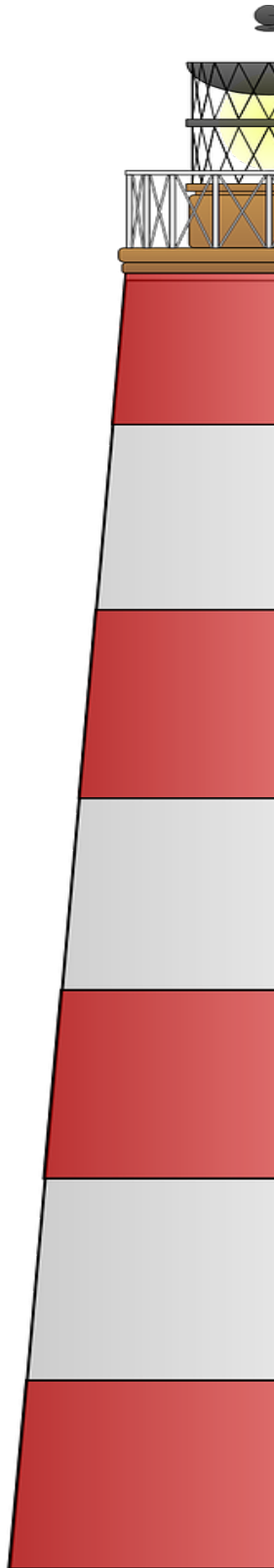
White paint costs £14.00

The lighthouse keeper spent exactly £200 on paint. How many tins of each colour paint did he buy?




# The Lighthouse

Can you draw the other half of the lighthouse?



# Lighthouse Comprehension

High above the village, at the edge of the cliff, sat the Briar's Rock lighthouse. Its bright light danced over the rooftops and out to sea; the darkness was no match for its strength. In the village, the narrow walkways and paths were bathed in the pale light of a milky moon and bare, sinuous trees awaited their springtime leaves. Amber lights shone from friendly windows and inside noisy villagers danced and applauded. Houses of all sizes dotted the grassy clifftop, and beyond the cliffs and the pretty, little village, the restless sea gurgled and churned. Light swept the village. The villagers cheered. Light swept the village. More applause. The lighthouse, which didn't benefit from the same warm glow of the beam, or the same cheeriness of the village, stood stoically watching in the near darkness.



1. What is the name of the lighthouse?
2. Why do you think the moon is described as 'milky'?
3. Why is the word 'swept' used to describe how the light moves?
4. Which word is used to describe the sea?
5. How is the village described so that it seems cheery?
6. Why do you think the villagers cheered?

# The Lighthouse

Watch the clip. Can you write the story from where the lamp smashes and the ship approaches? Remember to make your writing as exciting as possible. Use the next page to write your story.

Some things you might want to include...

A verb to start a sentence.

E.g. **Racing** down the steps, the lighthouse keeper could only think of one thing: the ship.

An adverb to start a sentence.

E.g. **Swiftly**, the lighthouse keeper darted down the steps.

Try adding some short, snappy sentences to add excitement.

E.g. **He froze.**

Tell the reader when something happened.

E.g. **Moments later**, he heard the loud honk of a ship's horn.

Use adjectives (describing words) to add interest.

E.g. The **dark, turbulent** sea chewed at the **jagged** rocks beneath him, and a **pale** moon barely lit the sky.

Use a simile to compare something in the story to something else.

E.g. He stared at the approaching boat like a wild animal caught in the headlights.


Make vocabulary swaps for smarter words.

E.g. He noticed the ~~boat~~ vessel heading for the rocks and realised the ~~danger~~ peril they faced.


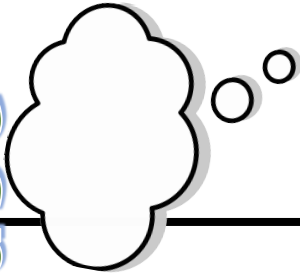

Use repetition to keep the reader's interest.

E.g. The **black** sky hid the lighthouse. The **black** sea tossed the boat. The **black** rocks lay in wait.

# The Lighthouse



# The Lighthouse



Create a comic strip of the story

# The Lighthouse

## Answer Page

### Lighthouse Maths

A 3, 6, 12, 24, 48, 96, 192

B 1, 2, 4, 8, 16, 32, 64, 128

C 5, 10, 20, 40, 80, 160, 320

D 7, 14, 28, 56, 112, 224, 448

### Lighthouse Paint Challenge

Red paint = 8 tins (£144)

White paint = 4 tins (£56)

### Lighthouse Comprehension

1. Briar's Rock lighthouse
2. To show that it was a pale moon
3. To show that the light skims quickly across the tops of the houses. A rhythmical movement.
4. Restless.
5. Friendly windows, noisy villagers, villagers danced and applauded.
6. Suitable answer which explains their ideas.

